


**VIPAC**



**H.A. PLANT MAINTENANCE cc**

# PARTS CATALOGUE

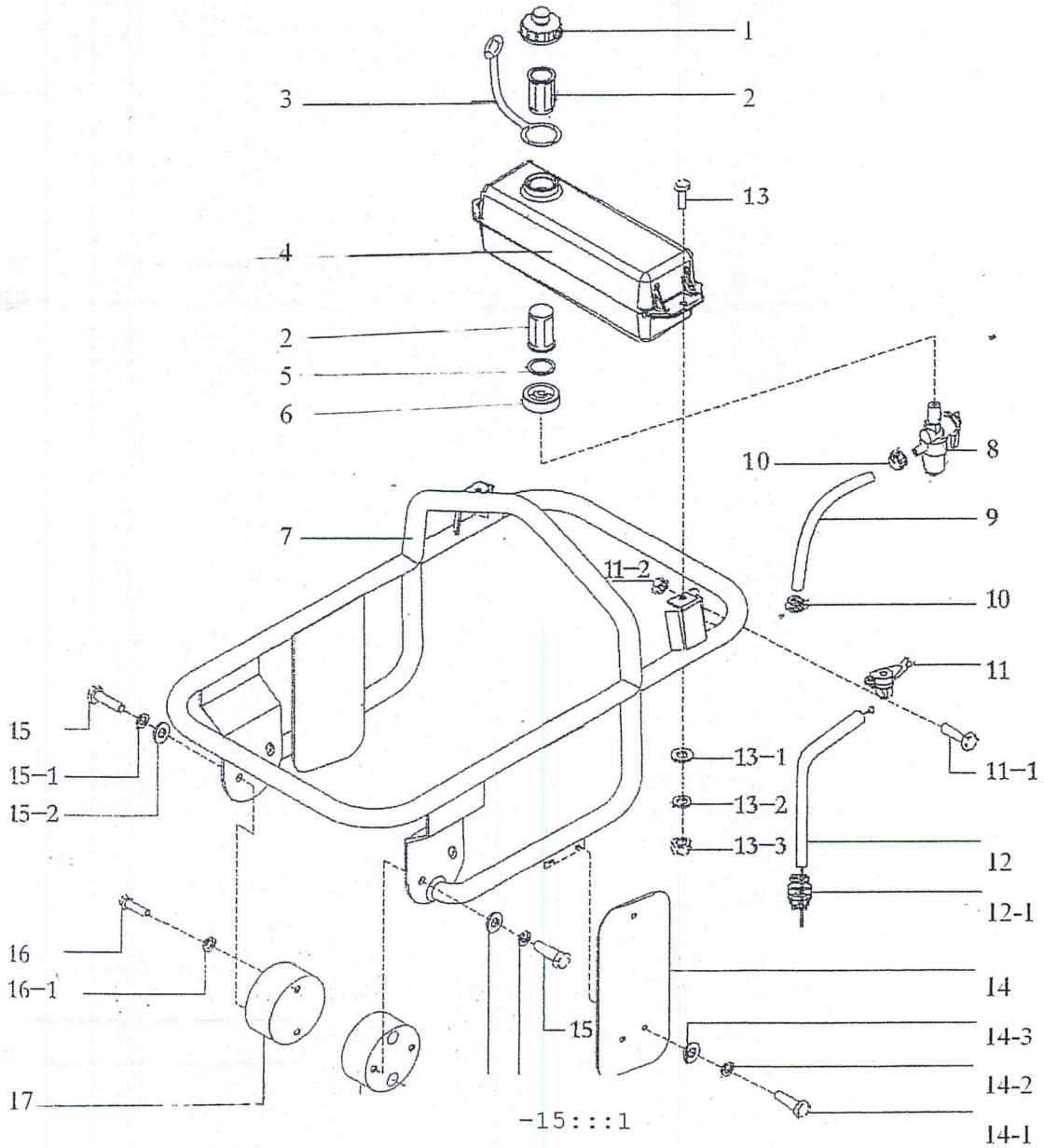
PART A      TANK AND HANDLE      1 - 2

PART B      CRANK CASE AND ENGINE      3 - 5

PART C      GUIDE CYLINDER AND FOOT      6 - 7

# RAMMER HA 73P - 2A PART LIST

## PART (A) - FUEL TANK & HANDLE ASSY



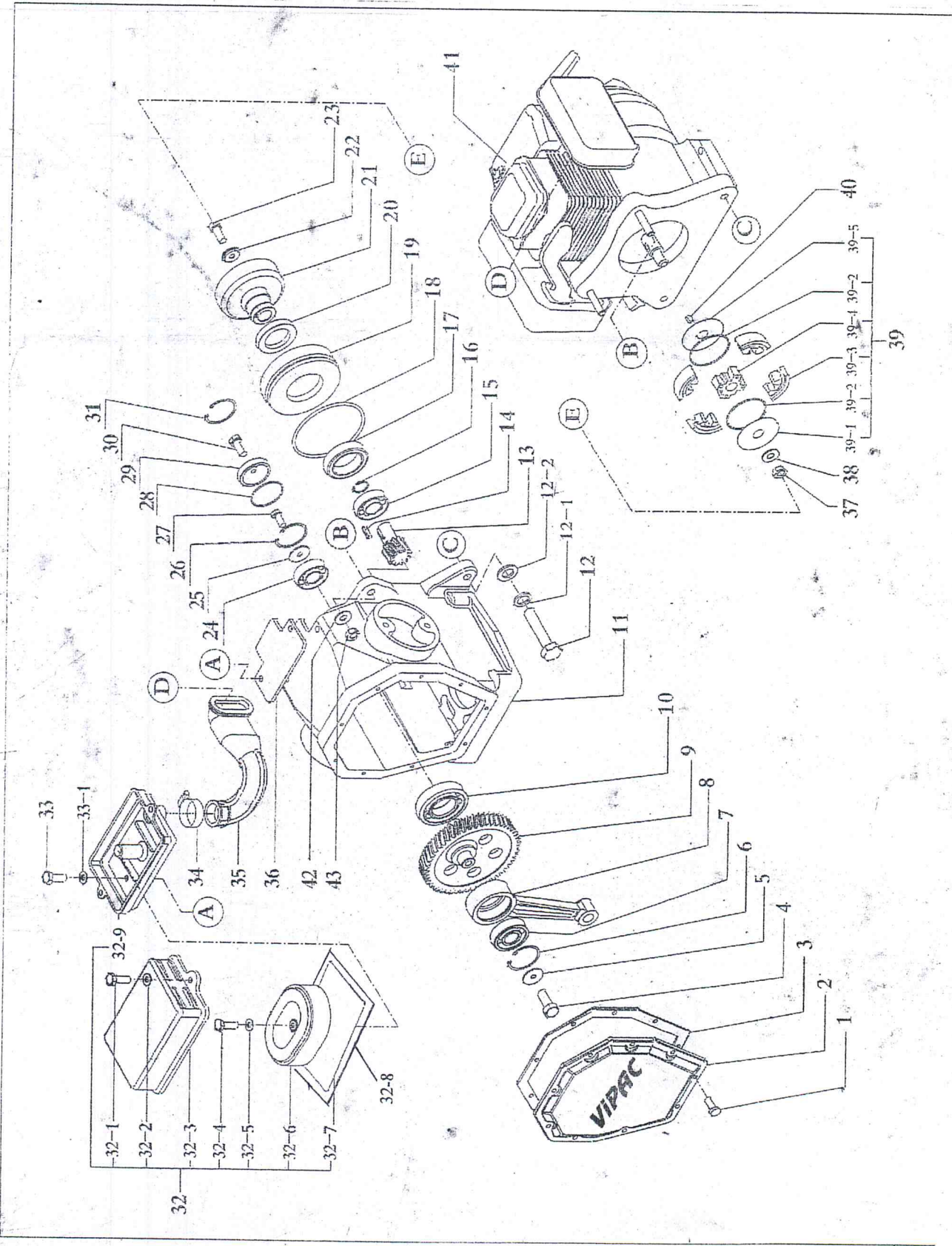
## PART A

## FUEL TANK &amp; HANDLE ASSEMBLY

ITEM No.	DESCRIPTION	QTY	PART NUMBER
1	TANK CAP ASSY	1	VR73PX01A
2	FUEL FILTER	2	VR73PX02A
3	STRAP	1	VR73PX03A
4	FUEL TANK	1	VR73PX04A
5	GASKET	1	VR73PX05A
6	FUEL COCK HOLDER	1	VR73PX06A
7	HANDLE / FRAME	1	VR73PX07A
8	FUEL COCK	1	VR73PX08A
9	FUEL HOSE	1	VR73PX09A
10	HOSE CLAMP	2	VR73PX10A
11	THROTTLE LEVER	1	VR73PX11A
11-1	HEX BOLT	1	V17140632
11-2	NYLOCK NUT	1	V18130611
12	THROTTLE WIRE	1	VR73PX12
12-1	RETURN SPRING	1	VR73PX12X1
13	HEX BOLT	2	V17140848
13-1	FLAT WASHER	2	V18510817
13-2	SCHNORR WASHER	2	V15530813
13-3	NYLOCK NUT	2	V18130813
14	PLATE	1	VR73PX14A
14-1	HEX BOLT	3	V17140840
14-2	SCHNORR WASHER	3	V15530813
14-3	FLAT WASHER	3	V18510817
15	HEX BOLT	4	V17141016
15-1	SCHNORR WASHER	4	V15531016
15-2	FLAT WASHER	4	V18511021
16	HEX BOLT	4	V17141024
16-1	SCHNORR WASHER	4	V15531016
17	SHOCK ABSORBER	2	VR73PX17A

# RAMMER HA 73P - 2A PART LIST

## PART (B) - CRANKCASE & ENGINE

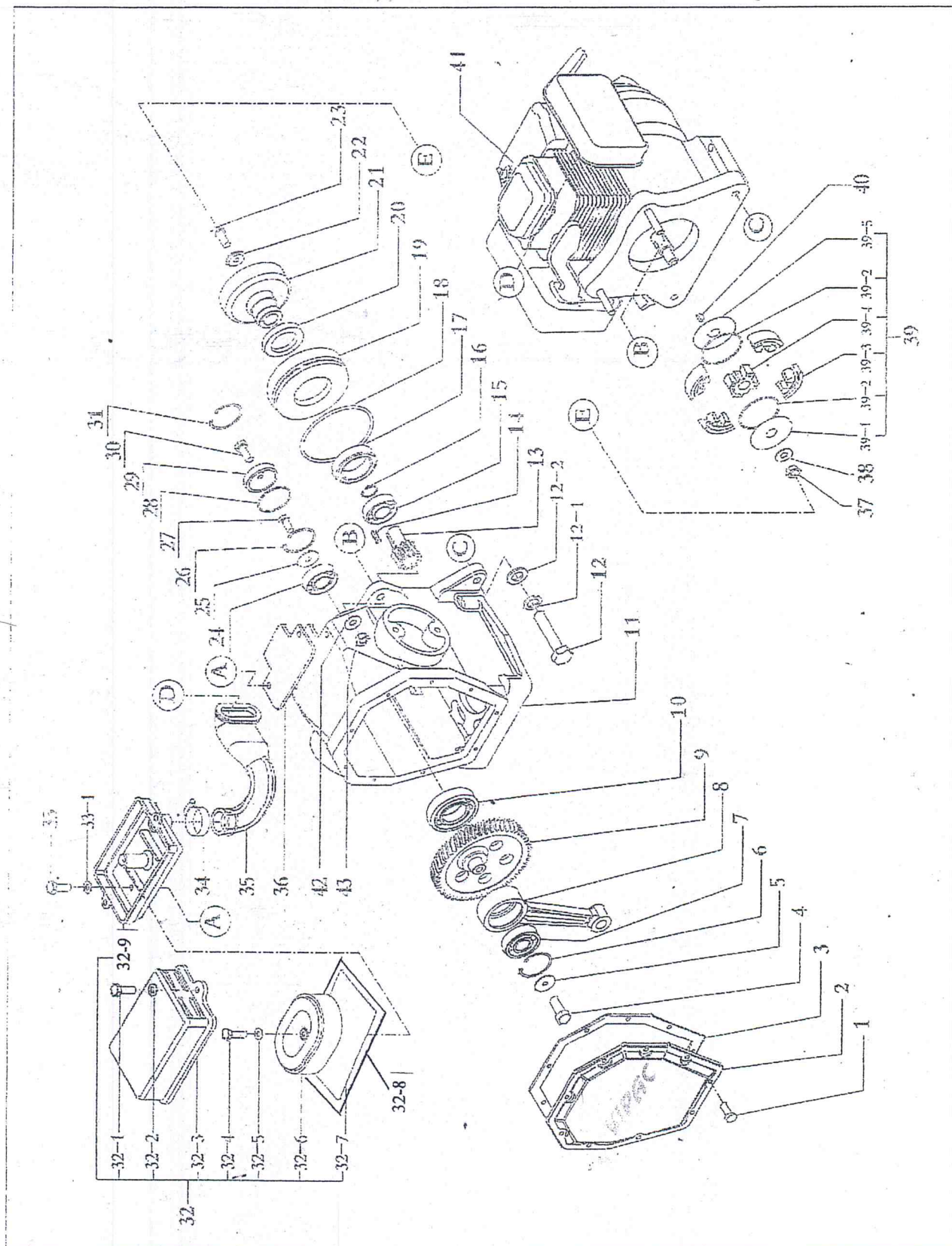


## PART B      CRANKCASE AND ENGINE

ITEM No.	DESCRIPTION	QTY	PART NUMBER
1	HEX BOLT	9	V17140632
2	FRONT COVER	1	VR73PX02B
3	GASKET	1	VR73PX03B
4	HEX BOLT	1	V17140832
5	WASHER	1	VR73PX05B
6	SPRIG RING	1	VR73PX06B
7	BALL BEARING	1	V15115004
8	CONNECTING ROD	1	VR73PX08B
9	CRANK GEAR	1	VR73PX09B
10	BALL BEARING	1	V15114407
11	CRANK CASE	1	VR73PX11B
12	HEX BOLT	4	V17141044
12-1	SCHNORR WASHER	4	V15531016
12-2	FLAT WASHER	4	V18511021
13	PINION	1	VR73PX13B
14	FITTING KEY	1	VR73PX14B
15	BALL BEARING	1	V15114004
16	STOP RING	1	VR73PX16B
17	BALL BEARING	1	V15113307
18	O RING	1	VR73BX18B
19	SPACER	1	VR73BX19B
20	OIL SEAL	1	V19312403
21	CLUTCH DRUM	1	VR73PX21B
22	LOCK WASHER	1	VR73PX
23	HEX BOLT	1	V17140824
24	BALL BEARING	1	V15114004
25	WASHER	1	VR73PX25B
26	SPRING RING	1	VR73PX26B
27	HEX BOLT	1	V17140832
28	O RING	1	VR73PX28B
29	BEARING COVER	1	VR73PX29B

# RAMMER HA 73P - 2A PART LIST

## PART (B) - CRANKCASE & ENGINE



## PART B      CRANKCASE AND ENGINE

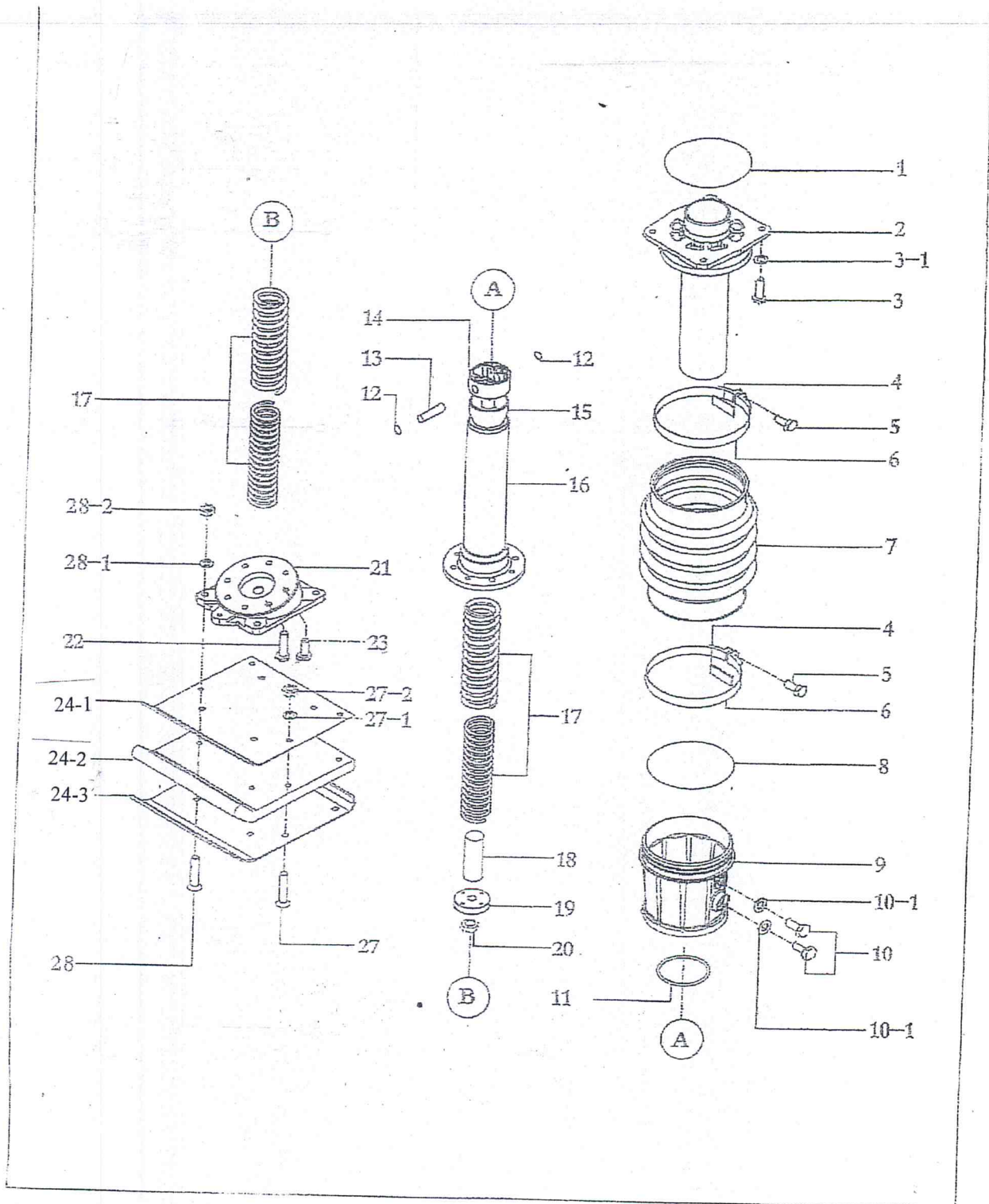
ITEM No.	DESCRIPTION	QTY	PART NUMBER
30	HEX BOLT	1	V17140808
31	SPRING RING	1	VR73PX31B
32B	AIR CLEANER COMPLETE	1	VR73PX32B
32-1	HEX BOLT	2	V17140824
32-2	FLAT WASHER	4	V18511021
32-3	AIR CLEANER COVER	1	VR73PX323
32-4	HEX BOLT	1	V17140824
32-5	FLAT WASHER	2	V18510817
32-6	FILTER ELEMENT	1	VR73PX322
32-7	AIR CLEANER BASE PLATE	1	VR73PX327
32-8	GASKET	1	VR73PX325
32-9	AIR CLEANER BACK PLATE	1	VR73PX324
33	HEX BOLT	2	V17140824
33-1	FLAT WASHER	1	V81510817
34	HOSE CLAMP	1	VR73PX34B
35	INTAKE ELBOW	1	VR73PX35B
36	DAMPING CUSHION	1	VR73PX36B
37	HEXAGON NUT	1	VR73PX37B
38	LOCK WASHER FOR CLUTCH	1	VR73PX38B
39	CLUTCH ASSEMBLY	1	VR73PX39B
* 39-1	CLUTCH GUIDE	-	
39-2	CLUTCH SPRING	2	VR73PX392
* 39-3	CLUTCH LINING	-	
* 39-4	CLUTCH HUB	-	
* 39-5	CLUTCH GUIDE	-	
40	WOODRUFF KEY	1	VR73PX40B
41	ENGINE ROBIN HE 12 - 20	1	VR73PX41B
42	SCHNORR WASHER	2	V15531016
43	NYLOCK NUT	2	V18131016

\* Not available as loose parts - included in Clutch Assembly.



# RAMMER HA 73P - 2A PART LIST

## PART C - GUIDE CYLINDER, BELLOW & TAMPING FOOT



**PART C GUIDE CYLINDER, BELLOW &  
TAMPING FOOT**

ITEM No.	DESCRIPTION	QTY	PART NUMBER
1	O RING	1	VR73PX01C
2	GUIDE CYLINDER	1	VR73PX02C
3	HEX BOLT	4	V17140844
3-1	SCHNORR WASHER	4	V15530813
4	BAND GUIDE FOR BELLOW	2	VR73PX04C
5	HEX BOLT	2	<del>V17140844</del>
6	BELLOW CLAMP	2	VR73PX06C
7	BELLOW	1	VR73PX07C
8	O RING	1	VR73PX08C
9	PROTECTIVE SLEEVE	1	VR73PX09C
10	PLUG	2	VR73PX10C
10-1	SEALING RING	2	VR73PX101
11	O RING	1	VR73PX11C
12	STOP RING	2	VR73PX12C
13	PISTON PIN	1	VR73PX13C
14	PISTON ROD	1	VR73PX14C
15	UPPER STOP	1	VR73PX15C
16	SPRING CYLINDER	1	VR73PX16C
17	SPRING SET (BIG & SMALL)	2	VR73PX17C
18	LOWER STOP	1	VR73PX18C
19	PISTON END	1	VR73PX19C
20	NYLOCK NUT	1	V18131621
21	FOOT PLATE	1	VR73PX21C
22	SOCKET HEAD CAP SCREW	4	V17231025
23	SOCKET HEAD CAP SCREW	4	V17231009
24	FOOT ASSEMBLY CONSISTS OF 24-1, 24-2 AND 24-3	1	VR73PX24
24-1	FOOT COVER	-	
24-2	FOOT CUSHION	-	
24-3	METAL BASE PLATE	-	
27	COUNTERSUNK BOLT	7	VR73PX27C
27-1	SCHNORR WASHER	7	V15531016
27-2	NYLOCK NUT	7	V18131016
28	COUNTERSUNK BOLT	4	VR73PX28C
28-1	SCHNORR WASHER	4	V15531218
28-2	NYLOCK NUT	4	V18131218